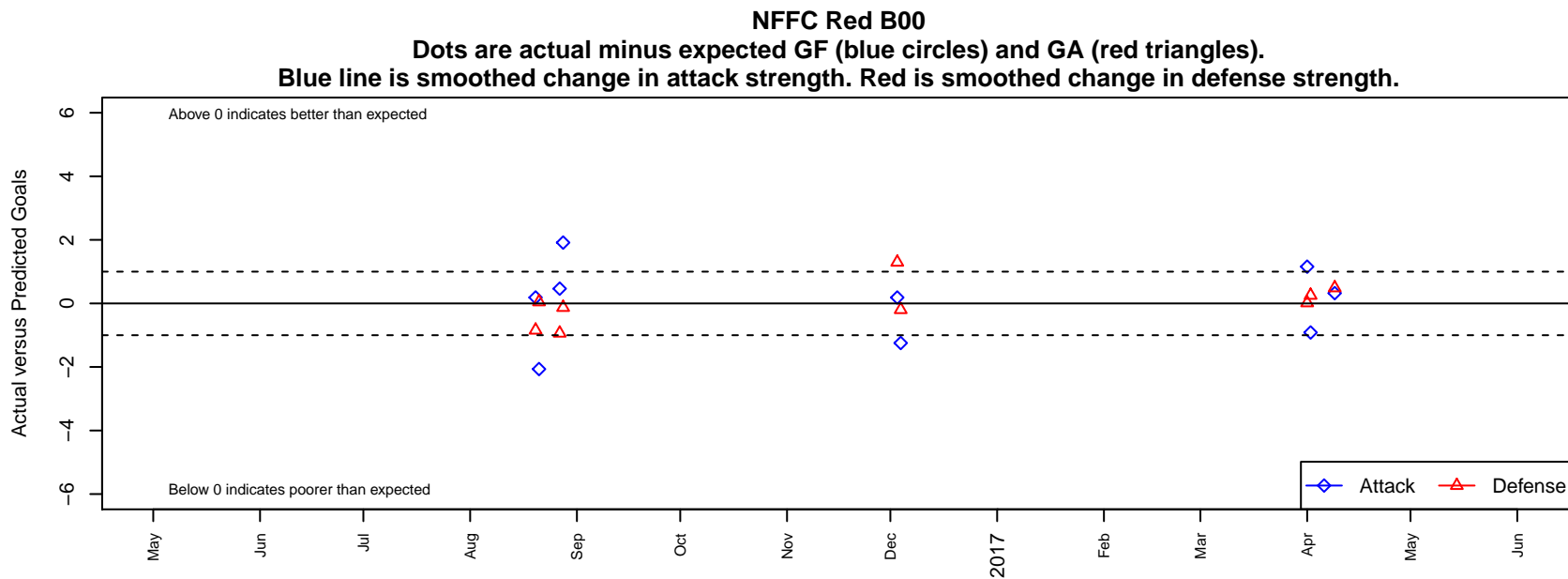


NFFC Red B00

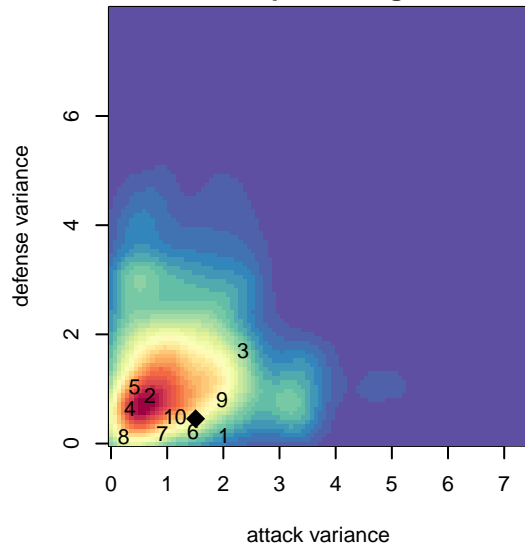
, CAS
B00 total strength=1930
attack=46.82 defense=53.9

alt names used:
NFFC B2000 RED

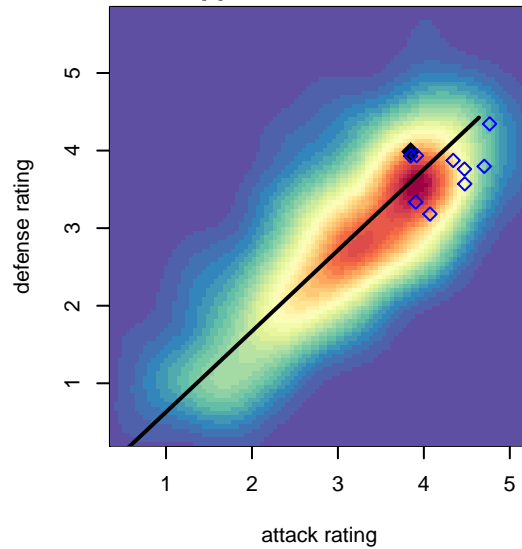
Venues played:
2016 FWRL CAS B00



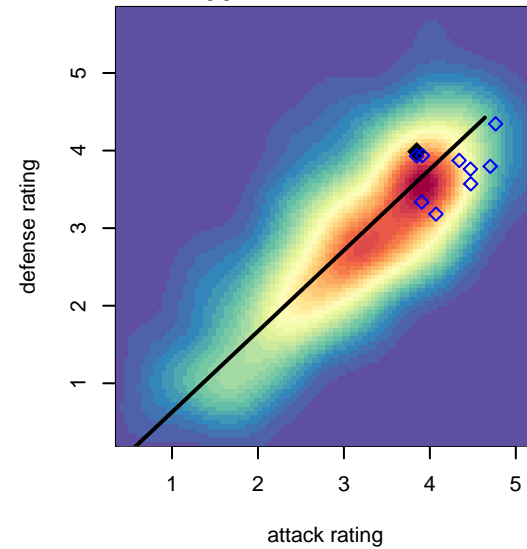
**attack and defense variance (black dot)
relative to other teams
and top 10 in region**



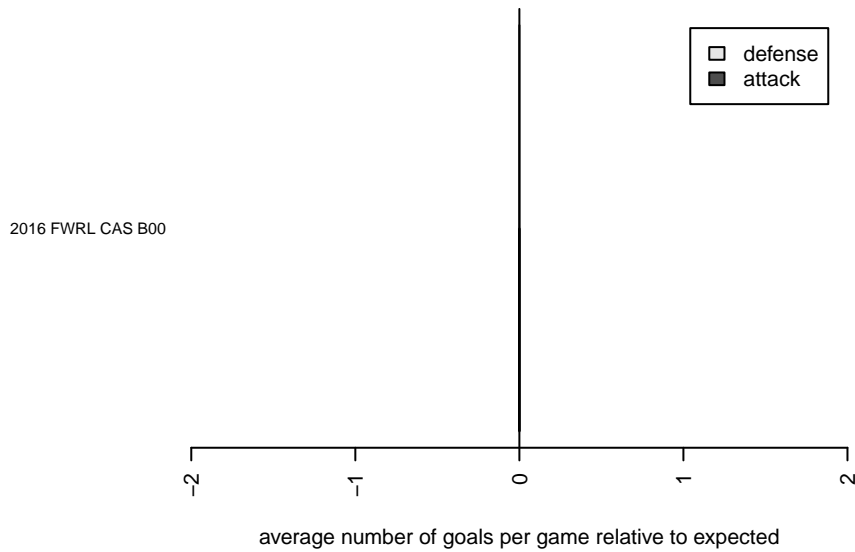
**attack and defense rating
relative to others at age
and all opponents in last 13 months**



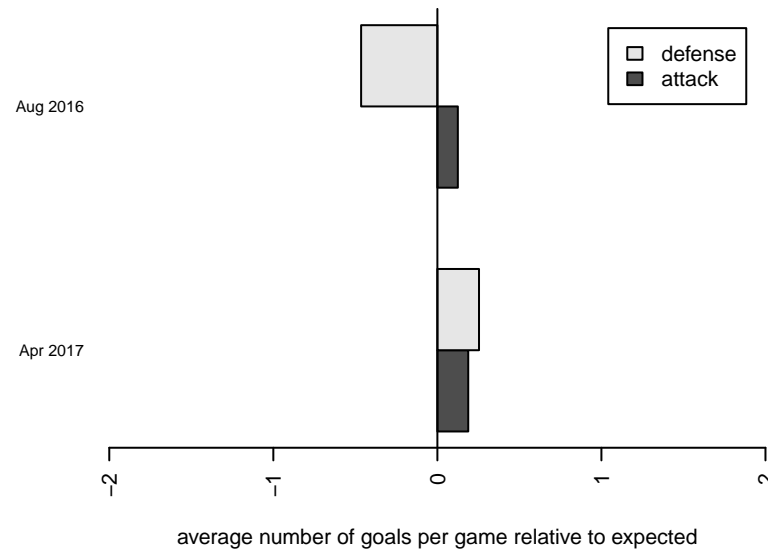
**attack and defense rating
relative to others at age
and all opponents in last 13 months**



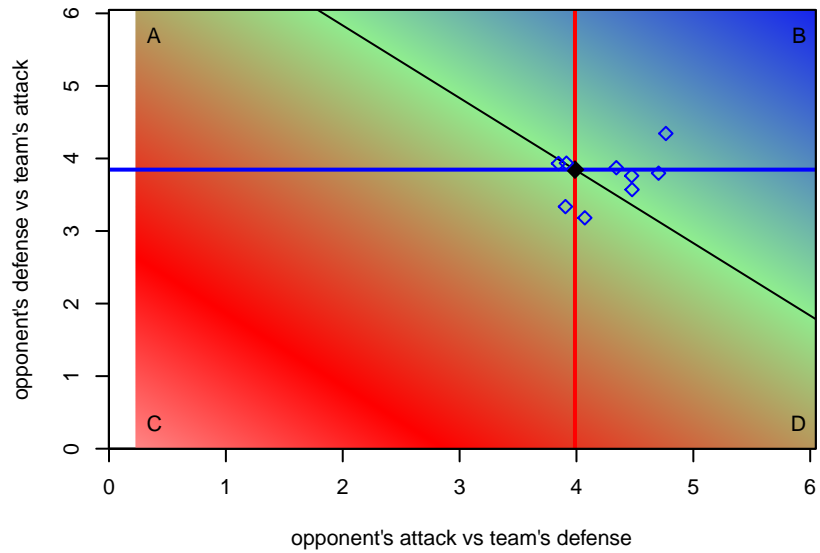
Performance relative to 13 month average



Performance relative to 13 month average



Distribution of opponents
 Red = Lose zone, Blue = Win zone, Green = Even
 Black line separates win/lose zones



lot. A=Neither has attack advantage, B=Opponent has both attack and defense advantage, C=Opponent has both attack and defense disadvantage, D=Both have

date	home		away		venue	pred.home	pred.away
2017-04-09	Fullerton Rangers White B00	2	NFFC Red B00	1	2016 FWRL CAS B00	2.49	0.68
2017-04-02	West Coast FC B00	2	NFFC Red B00	0	2016 FWRL CAS B00	2.25	0.92
2017-04-01	Albion SC Academy B00	1	NFFC Red B00	2	2016 FWRL CAS B00	1.02	0.84
2016-12-04	Crescenta Valley SC B00	2	NFFC Red B00	0	2016 FWRL CAS B00	1.80	1.25
2016-12-03	NFFC Red B00	1	AC Brea Red B00	0	2016 FWRL CAS B00	0.81	1.29
2016-08-28	NFFC Red B00	3	Strikers FC SB Gold B00	2	2016 FWRL CAS B00	1.09	1.87
2016-08-27	NFFC Red B00	2	LA Galaxy San Diego Elite B00	2	2016 FWRL CAS B00	1.54	1.06
2016-08-21	NFFC Red B00	0	Corinthians B00	1	2016 FWRL CAS B00	2.07	1.05
2016-08-20	NFFC Red B00	1	FRAM Premier B00	2	2016 FWRL CAS B00	0.81	1.16